

MYSTERY QUILT DAY 2018
CUTTING INSTRUCTIONS – MODERN OPTION

This quilt can be made scrappy **OR** use only 9 fabrics for a very modern look.

Our test quilters have made it both ways and both sizes, to be revealed 2/17/18.

It is very effective if it is scrappy, especially the background, but looks great both ways.

What is most important is to have good contrast between your background and your dark fabrics.

All Seams are ¼"

Cutting instructions are based on cutting half-square-triangles (HST) using the 'Easy Angle' ruler.

Two sizes:

Large(L) - 57" x 78" without borders

Small(S) - 30" x 36" without borders

Instructions do not include borders but a 6" border can be added if desired.

Cutting instructions for both sizes are listed. Large first (L), then small (S).

It is **recommended by our test quilters** that you highlight the size requirements for the size you decide to make.

The pattern has been designed so that if you make the Small version you could easily expand to make the Large version if you desire and have enough fabric.

Our **test quilters also recommend** that you take the time to attach the 1" squares for future reference when sewing together quilt sections.

(BG) BACKGROUND – Approx 2 ¾ yd(L) or ¾ yd(S)

Select a **light** background that contrasts with your other fabrics

Use at least 12 different **light** fabrics in the same color family for the background – more or less is fine.

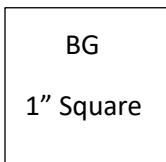
Cut **25(L)** or **4(S)** - 3 ½" x 45" strips

Cut **150(L)** or **48(S)** - HST using the easy angle ruler from 3 ½" strips

Cut **206(L)** or **20(S)** - 3 ½" Squares from 3 ½" strips

Cut **12(L)** or **7(S)** - 4 ¼" Squares

Cut **1** - 1" square



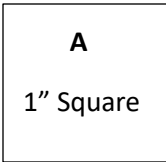
MYSTERY QUILT DAY 2018
CUTTING INSTRUCTIONS – MODERN OPTION

MAIN FABRICS

Select **four** different color families that play well together. The colors should have a strong contrast to each other.

Select a **dark** and **medium** for each color family.

For a scrappy quilt, choose fabrics of different shades and tones within each color family, vary the size or print, and you can use prints that include other colors but are predominantly within the color family.



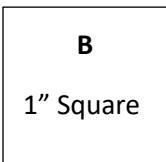
(A) Color Family 1 – Dark - Approx ½ yd(L) or ¼ yd(S)

Cut **3(L)** or **1(S)** - 3 ½" x 45" strip or equivalent amount in smaller lengths for scrappy option

Cut **43(L)** or **14(S)** - HST using the easy angle ruler from 3 ½" strips

Cut **2(L)** or **2(S)** - 4 ¼" Squares

Cut **3** - 1" Squares



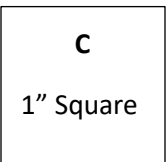
(B) Color Family 2 – Dark – Approx ½ yd(L) or ¼ yd(S)

Cut **3(L)** or **1(S)** - 3 ½" x 45" strip or equivalent amount in smaller lengths for scrappy option

Cut **54(L)** or **19(S)** - HST using the easy angle ruler from 3 ½" strips

Cut **4(L)** or **1(S)** - 4 ¼" Squares

Cut **3** - 1" Squares



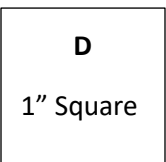
(C) Color Family 3 – Dark - Approx ½ yd(L) or ¼ yd(S)

Cut **3(L)** or **1(S)** - 3 ½" x 45" strip or equivalent amount in smaller lengths for scrappy option

Cut **58(L)** or **17(S)** - HST using the easy angle ruler from 3 ½" strips

Cut **2(L)** or **2(S)** - 4 ¼" Squares

Cut **3** - 1" Squares



(D) Color Family 4 – Dark – Approx ½ yd(L) or ¼ yd(S)

Cut **2(L)** or **1(S)** - 3 ½" x 45" strip or equivalent amount in smaller lengths for scrappy option

Cut **31(L)** or **16(S)** - HST using the easy angle ruler from 3 ½" strips

Cut **4(L)** or **2(S)** - 4 ¼" Squares

Cut **3** - 1" squares

MYSTERY QUILT DAY 2018
CUTTING INSTRUCTIONS – MODERN OPTION

E
1" Square

(E) Color Family 1 – Medium – Approx ¼ yd(L) or 1/8 yd(S)

Cut **2(L)** or **1(S)** - 3 ½" x 45" strip or equivalent amount in smaller lengths for scrappy option

Cut **4(L)** or **3(S)** - HST using the easy angle ruler from 3 ½" strip

Cut **21(L)** or **7(S)** - 3 ½" Squares

Cut **1** - 1" square

G
1" Square

(G) Color Family 2 – Medium – Approx 1/3 yd(L) or 1/8 yd(S)

Cut **3(L)** or **1(S)** - 3 ½" x 45" strip or equivalent amount in smaller lengths for scrappy option

Cut **4(L)** or **1(S)** - HST using the easy angle ruler from 3 ½" strip

Cut **28(L)** or **9(S)** - 3 ½" Squares

Cut **1** - 1" square

H
1" Square

(H) Color Family 3 – Medium – Approx 1/3 yd(L) or 1/8 yd(S)

Cut **3(L)** or **1(S)** - 3 ½" x 45" strip or equivalent amount in smaller lengths for scrappy option

Cut **2(L)** or **2(S)** - HST using the easy angle ruler from 3 ½" strip

Cut **30(L)** or **9(S)** - 3 ½" Squares

Cut **1** - 1" square

J
1" Square

(J) Color Family 4 – Medium -- Approx ¼ yd(L) or 1/8 yd(S)

Cut **2(L)** or **1(S)** - 3 ½" x 45" strip or equivalent amount in smaller lengths for scrappy option

Cut **2(L)** or **2(S)** - HST using the easy angle ruler from 3 ½" strip

Cut **17(L)** or **8(S)** - 3 ½" Squares

Cut **1** - 1" square